



Government of the People's Republic of Bangladesh

**Ministry of Housing and Public Works
Urban Development Directorate (UDD)**

Formal-Informal Economic Survey of Raipura Upazila

**Prepared by:
Joint Venture of
Sheltech Consultants Pvt. Ltd.
Arc Bangladesh**

Economic Survey

☐ Formal Sectors

- the economic units which have government approval, as they are registered, possess Taxpayer Identification Number (TIN) and give tax to the government.
- Industries, bank, insurance, NGO, CBOs etc. are the example of formal economic units.

☐ Informal Sectors

- ☐ Economic units with no government approval, no registration or no legal protection
- ☐ Agricultural day laborers, small traders, urban foot path vendors, paid domestic workers and home produced cloths, handicrafts, household based agriculture, vendors, hawkers, and small scale service providers like cobblers, tailors etc are examples of informal sector.

A. Formal Economy

Type Formal Industries with Location

	Brick Field	Ice cream factory	Rice and Flour mill	Workshop	Yarn and Fabrics industry	Building materials	Cottage	Oil mill	Printing Press	Food processing	Jute Products	Total
Alipura	1	0	0	0	0	0	0	0	0	0	0	1
Amirgonj	0	0	0	0	4	0	1	0	0	0	0	5
Mirzanagar	0	0	0	0	0	0	0	0	0	1	0	1
Mohashpur	0	0	2	0	0	0	0	0	0	0	0	2
Raipura	0	1	1	2	0	1	2	2	1	3	0	13
Sreerampur	0	0	0	2	0	1	1	1	0	1	0	5
Musapur	0	0	0	0	0	0	0	0	0	0	1	1

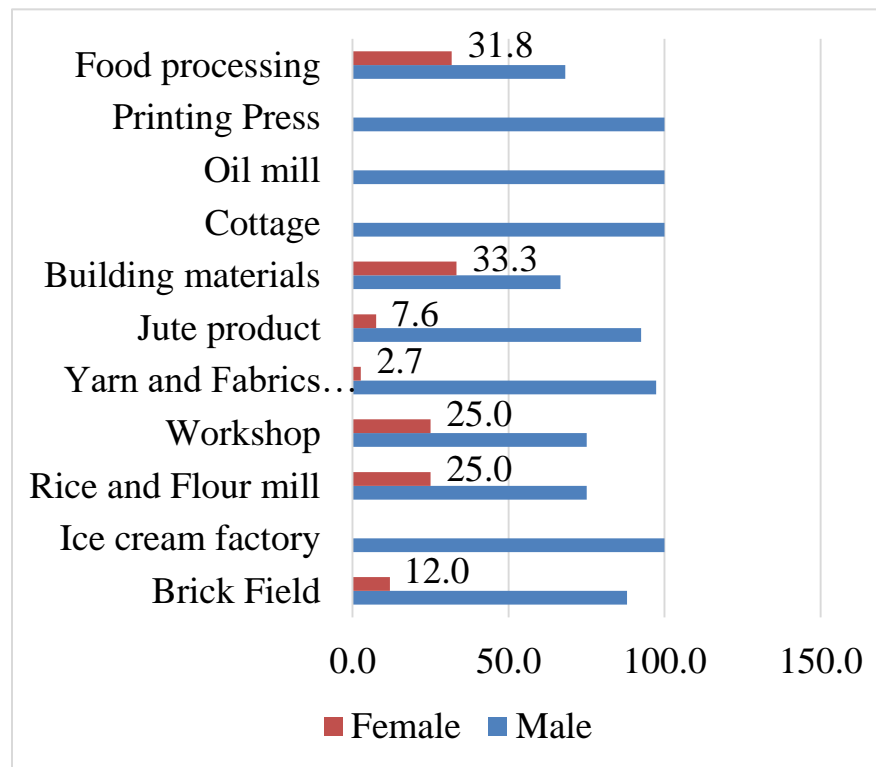
Formal Economy

Labour Distribution and Male-Female Ratio of Formal Industries

Distribution of no. of employees (in percentage) by types of industries

	<10	10-100	100-150	>150
Brick Field				100
Ice cream factory	100			
Rice and Flour mill	100			
Workshop	100			
Yarn and Fabrics industry		100		
Jute product	100			100
Building materials	100			
Cottage				
Oil mill	100			
Printing Press	100			
Food processing	40	60		

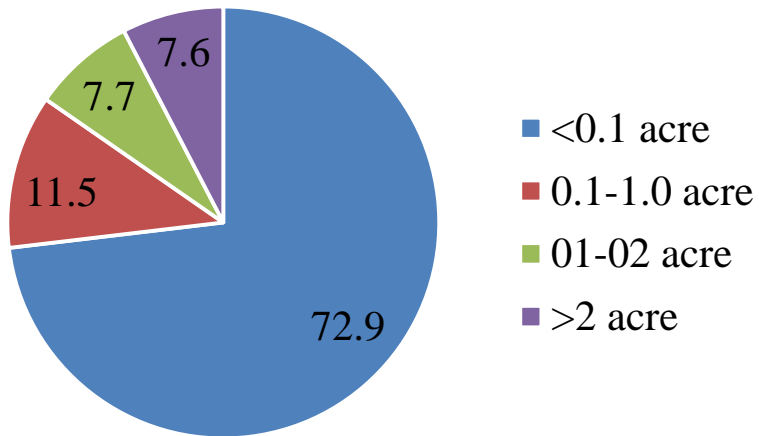
Male-Female Ratio at Formal Industries



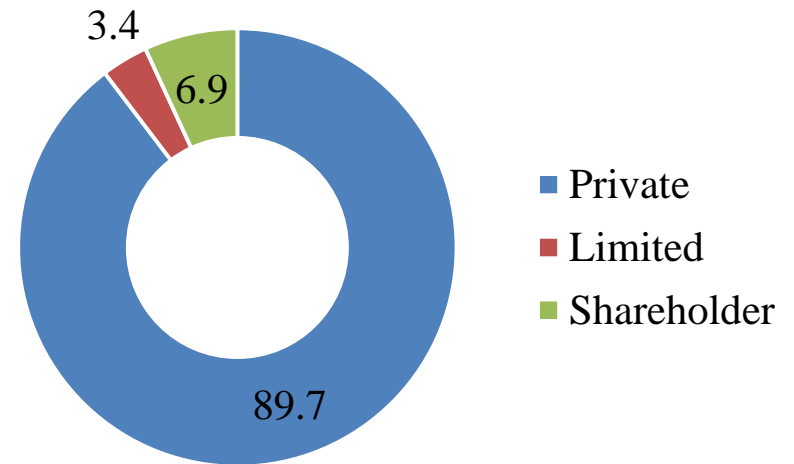
Formal Economy

Area and Ownership Pattern of Formal Industries

Area occupied by formal economic units in acre



Ownership patterns of formal economic units



Formal Economy

Raw Materials of Formal Industries

Major raw materials (in percentage)

Industries	Major raw materials
Brick Field	Soil
Ice cream factory	Water
Rice and Flour mill	Oil seed, Paddy, Rice (33% of each)
Workshop	Agricultural Machineries Parts (25), Electricity (50), Rod (25)
Yarn and Fabrics industry	Yarn
Jute product	Jute
Building materials	Bamboo, Sack
Cottage	Bamboo. Chon, Shola, Wood (25% of each)
Oil mill	Mastered oil seed (66.67), oil seed (33.33)
Printing Press	Paper
Food processing	Flour (40); Mastered oil seed (20); Milk (20); sodium sulfate, glucose, sugar (20)

Industries	Minor raw materials
Brick Field	Sand
Ice cream factory	Sugar
Rice and Flour mill	Wheat
Workshop	Iron
Jute product	Oil
Building materials	Rope
Printing Press	banner, poster, plastic, ink

Formal Economy

Production Amount and their Yearly Price

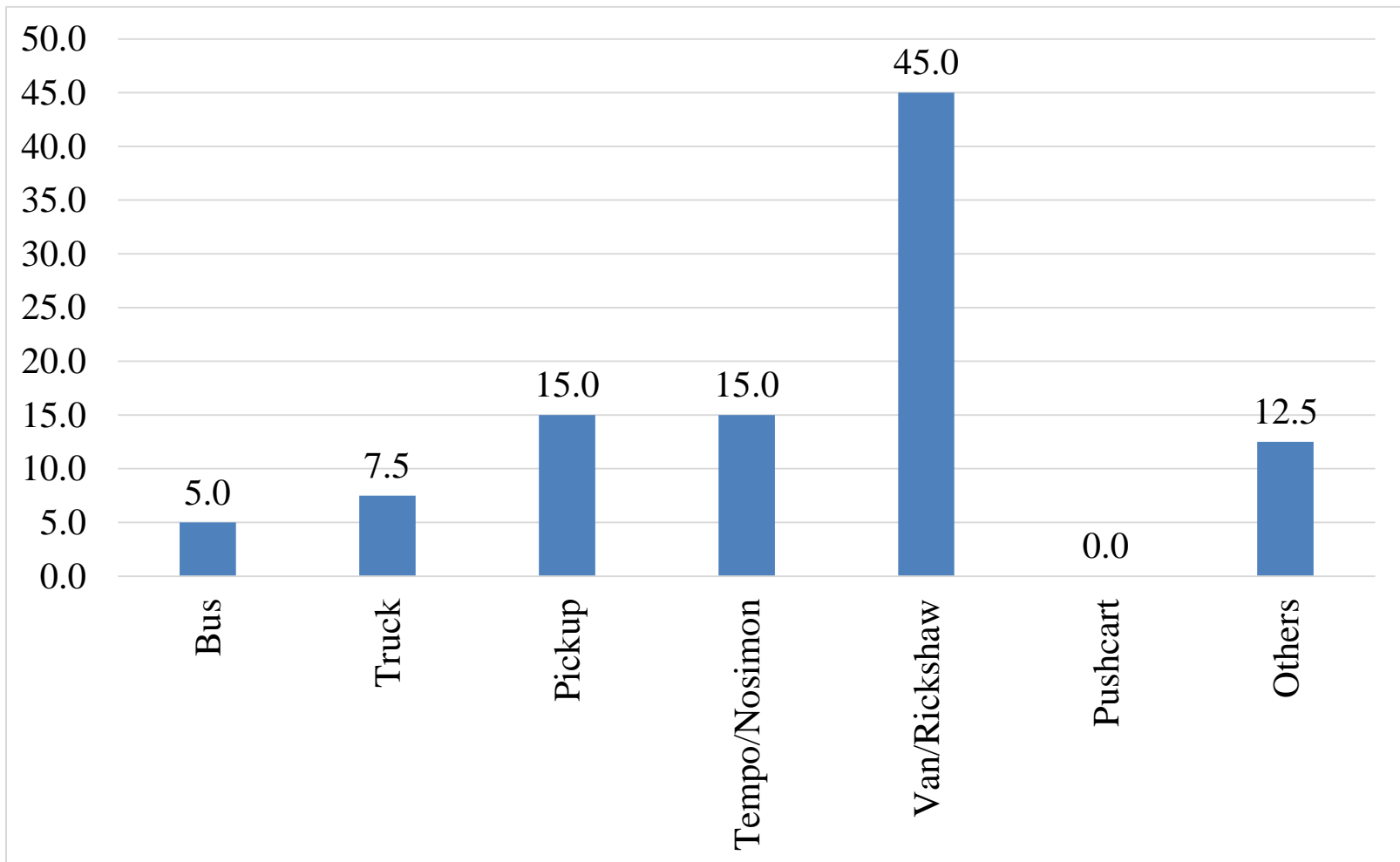
Industries	Amount of Production	Unit	Avg. Price in BDT
Brick Field	750000	pcs in year	41,25,000
Rice and Flour mill	400	tons per year	63,790
Workshop	230	pcs in year	1,57,333
Yarn and Fabrics industry	192000-9200000	gauge/meter per year	80,64,000
Jute product	2190	tons per year	
Building materials	1000	pcs in year	70000
Cottage	19000	pcs in year	2,44,500
Oil mill	485	tons per year	41,60,000
Printing Press	300000	pcs in year	2,40,000
Food processing	22	tons per year	49,16,500

Products and Their Market

Industries	Local	Others (%)
Brick Field	100	0
Ice cream factory	100	0
Rice and Flour mill	100	0
Workshop	100	0
Yarn and Fabrics industry	25	75
Jute product	0	100
Building materials	100	0
Cottage	100	0
Oil mill	100	0
Printing Press	100	0

Formal Economy

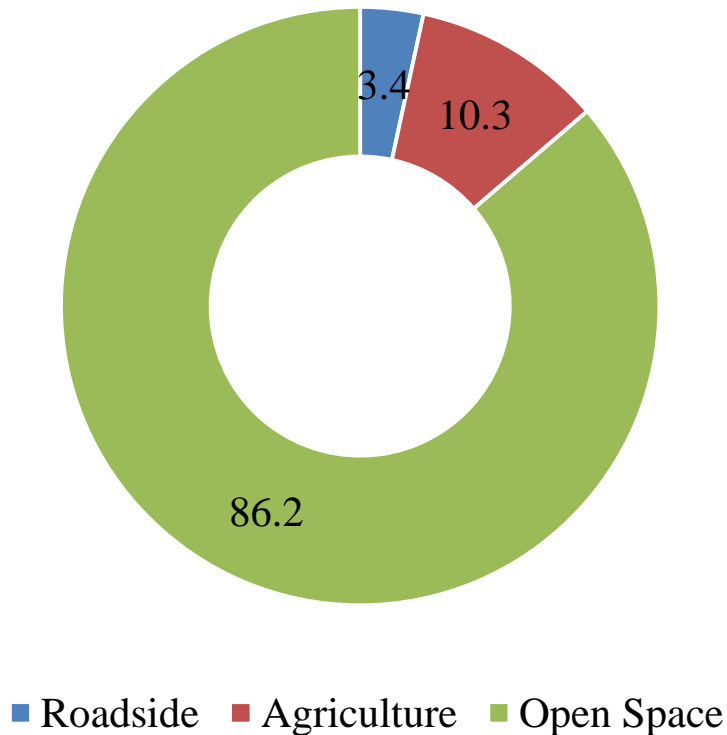
Mode of transportation of raw materials



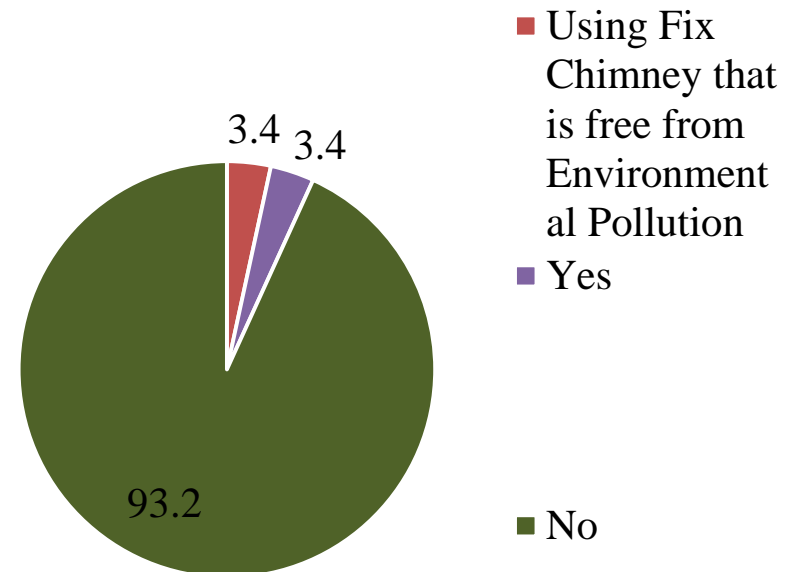
Formal Economy

Waste Disposal Site and Measures against Pollution by Formal Industries

Waste disposal site



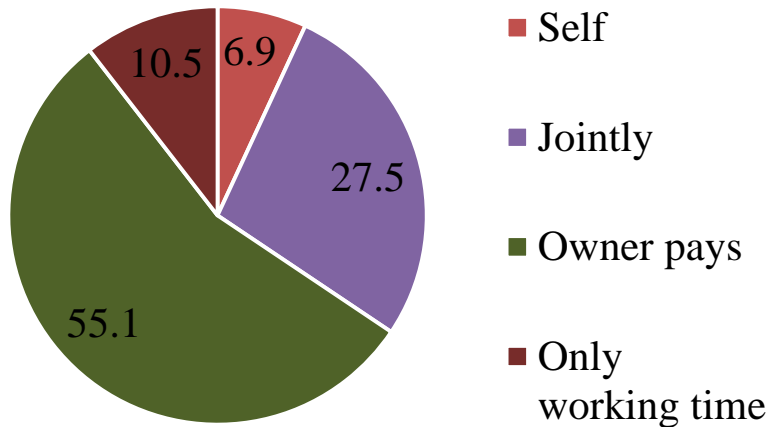
Measures taken against pollution



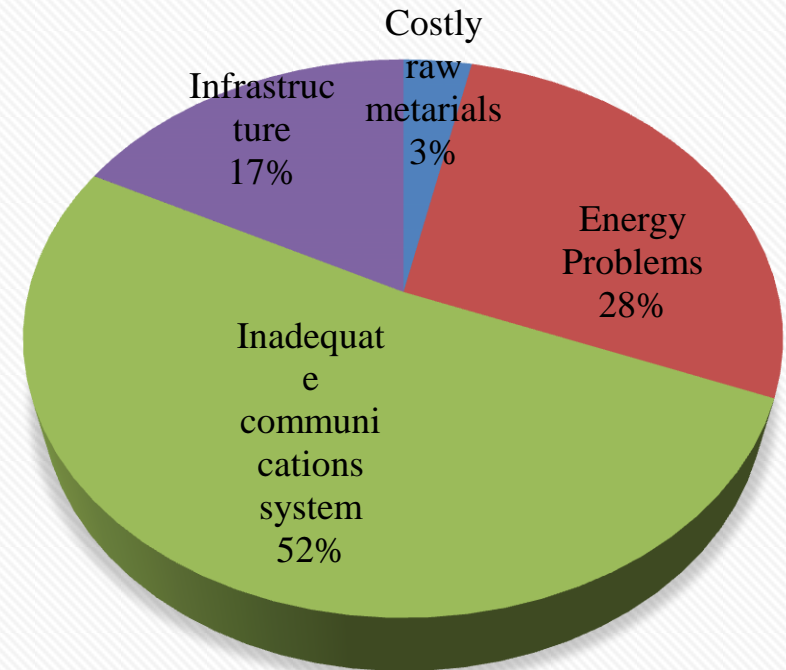
Formal Economy

Health Security of Workers and Problems of Industries

Health Security of Workers

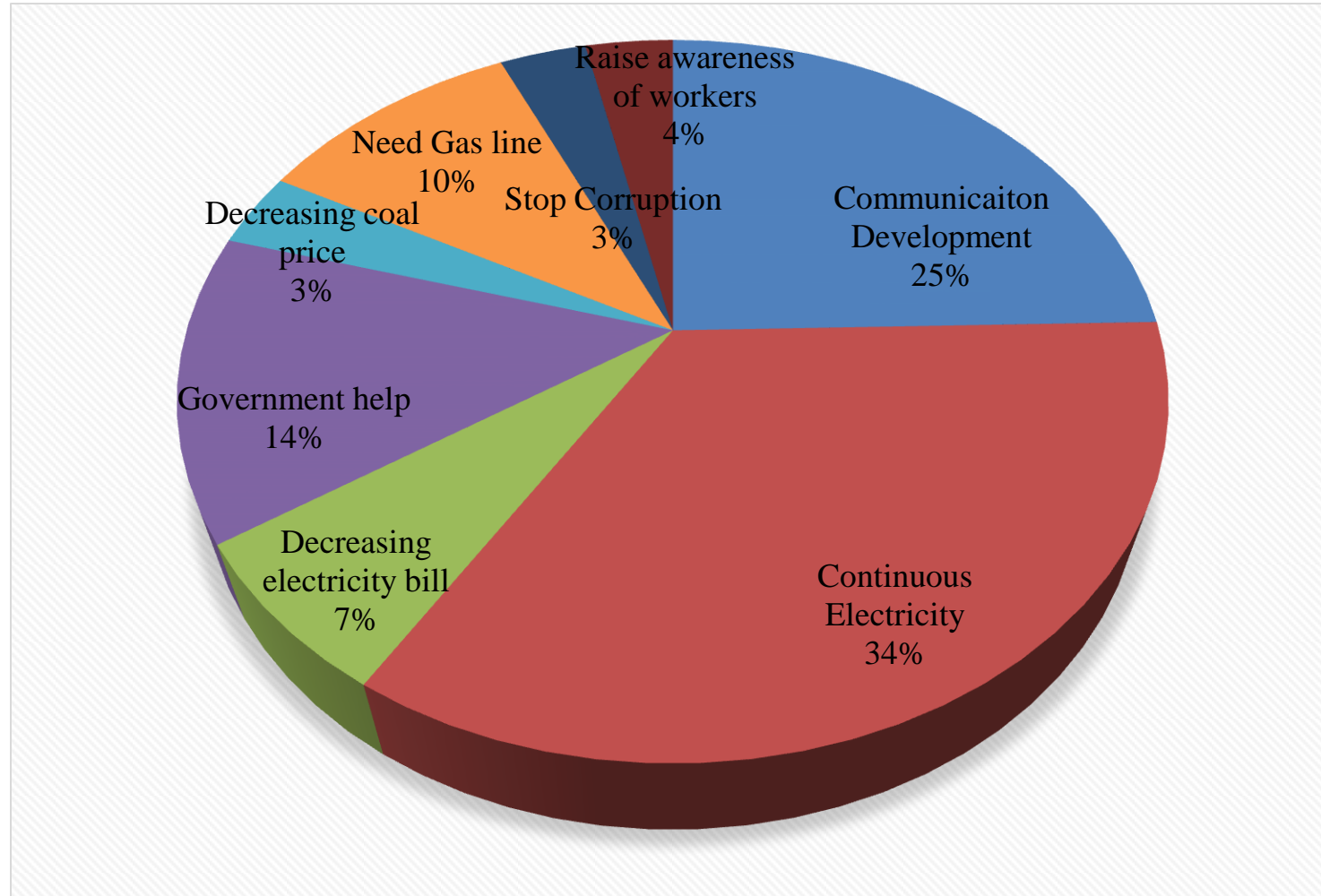


Problems of Industry



Formal Economy

Suggestions of Solve Industrial Problems



B. Informal Economy

Type Informal Industries with Location

	Fish feed	Poultry	Saw mill	Nursery	Poultry and fish feed	Furniture making
Adiabab	0	0	1	0	0	0
Amirgonj	0	0	1	0	0	0
Mirzanogor	1	1	1	0	1	0
Raipura	0	1	0	1	0	0
Sreerampur	0	0	2	0	0	3

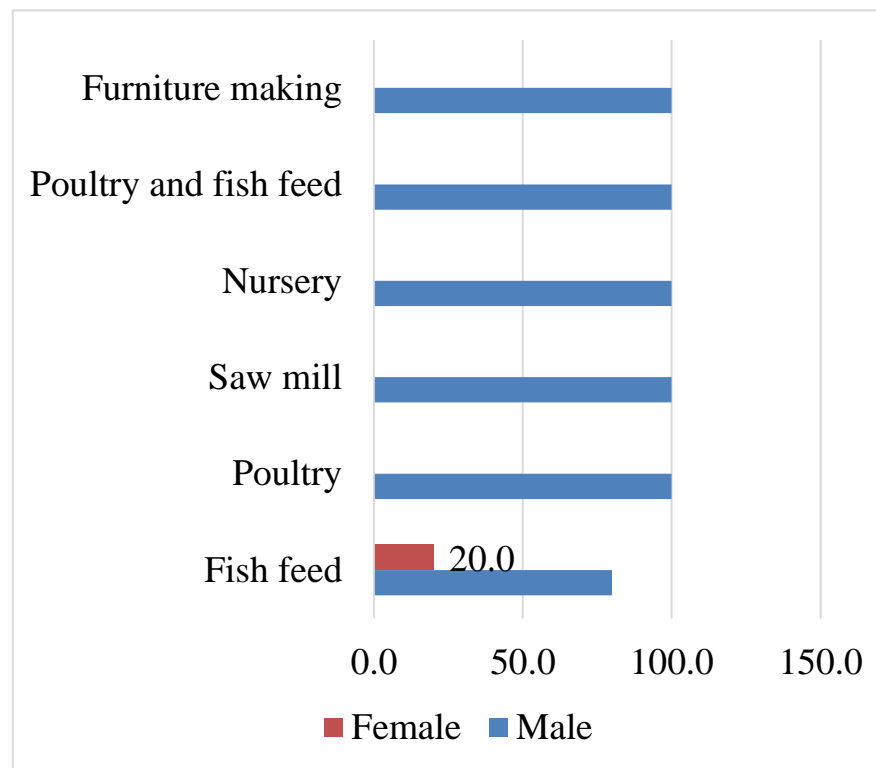
Informal Economy

Labour Distribution and Male-Female Ratio of Informal Industries

Distribution of no. of employees (in percentage) by types of industries

	<10 persons	10-30 persons	>30 persons
Fish feed	100	0	0
Poultry	100	0	0
Saw mill	100	0	0
Nursery	100	0	0
Poultry and fish feed	100	0	100
Furniture making	66.67	33.33	0

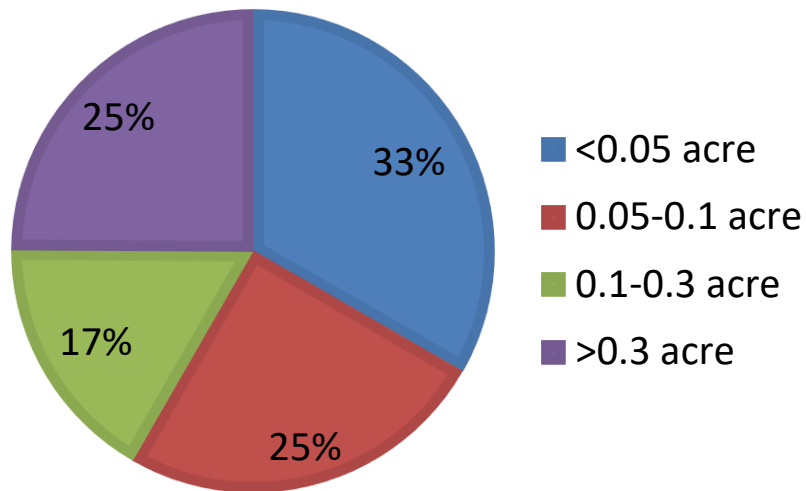
Male-Female Ratio at Informal Industries



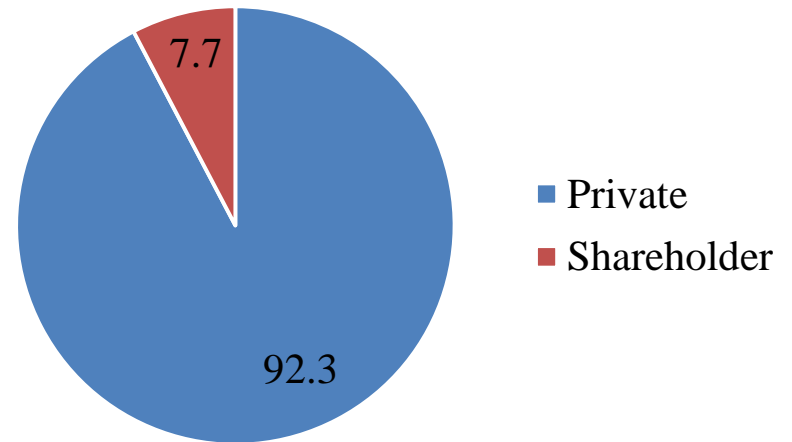
Informal Economy

Area and Ownership Pattern of Informal Industries

Area occupied by formal economic units in acre



Ownership patterns of formal economic units



Informal Economy

Raw Materials and Products with Market of Informal Industries

Major raw materials (in percentage)

	Major raw materials
Fish feed	Dry fish
Poultry	Broiler chicken, Maize
Saw mill	Tree
Nursery	Seed
Poultry and fish feed	Rice polish, rape shed
Furniture making	Still sheet, wood

Products and Their Market

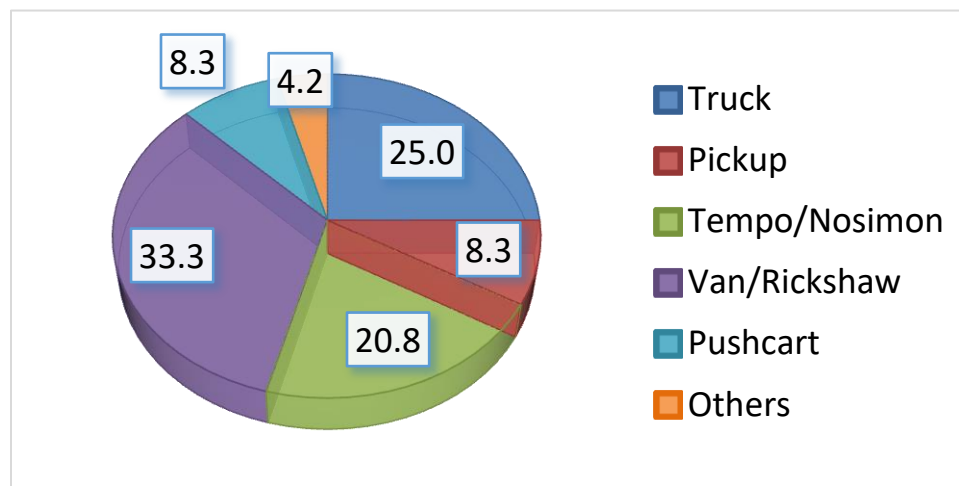
Types	Local	Others
Fish feed	100	0
Poultry	100	0
Saw mill	90	10
Nursery	100	0
Poultry and fish feed	0	100
Furniture making	100	0

Informal Economy

Production Amount and their Yearly Price

	Production	Units	Yearly price of products in BDT
Fish feed	200	tons per year	64,00,000
Poultry	2709000	Pcs per year	1,62,40,000
Saw mill	10	tons per year	49,79,800
Nursery	12000	Pcs per year	1,14,000
Poultry and fish feed	193.0	tons per year	23,04,00,000
Furniture making	10950	Gauge/meters per year	5,90,40,000

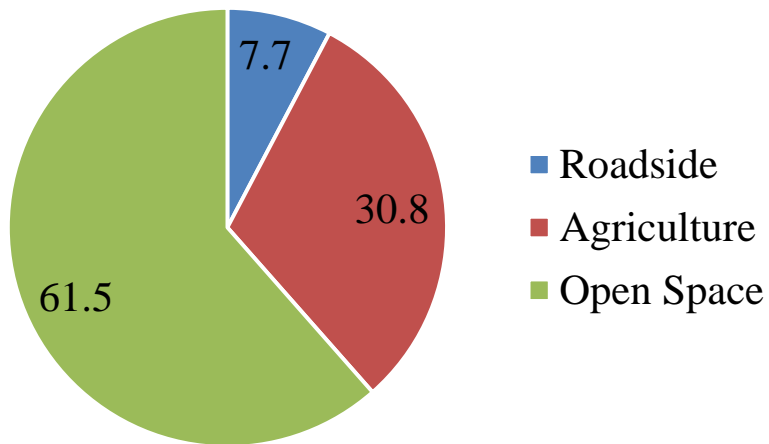
Mode of Transport of Raw Materials



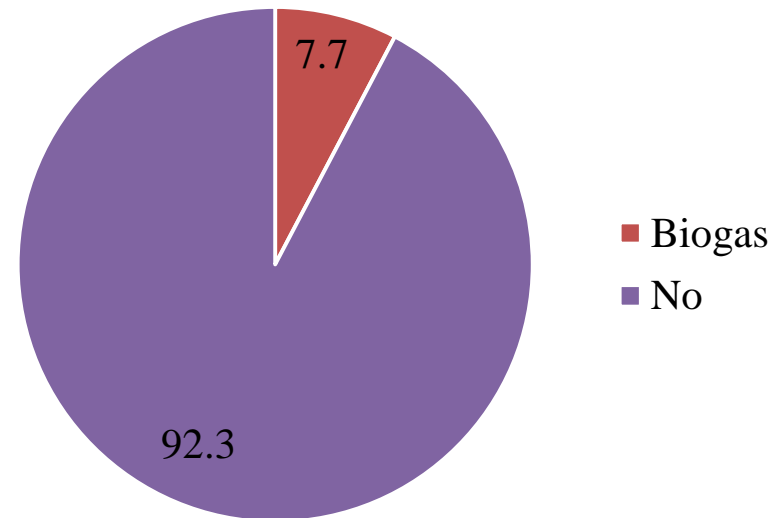
Informal Economy

Waste Disposal Site and Measures against Pollution by Informal Industries

Waste disposal site



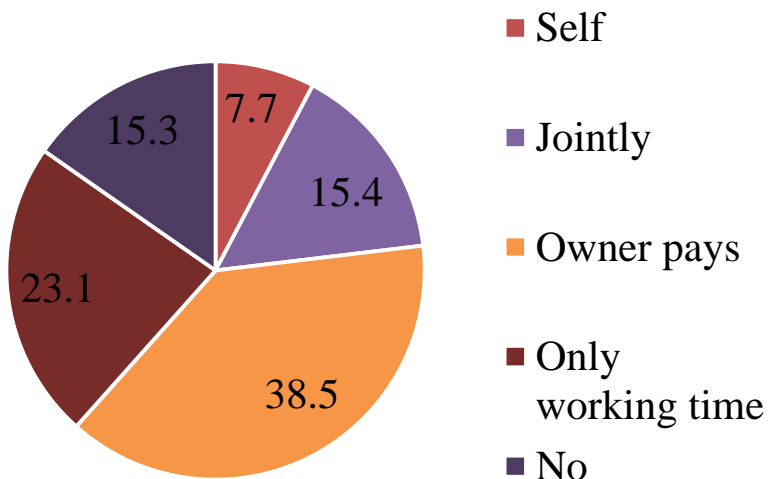
Measures taken against pollution



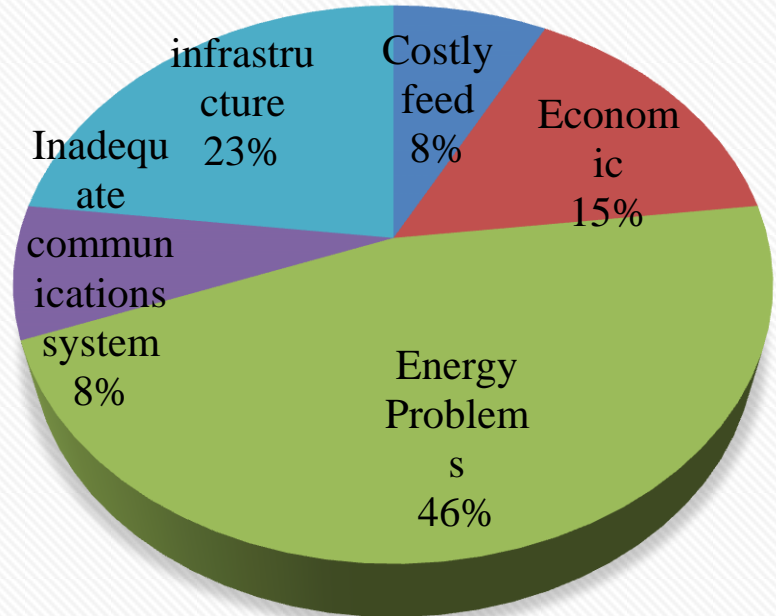
Informal Economy

Health Security of Workers and Problems of Industries

Health Security of Workers

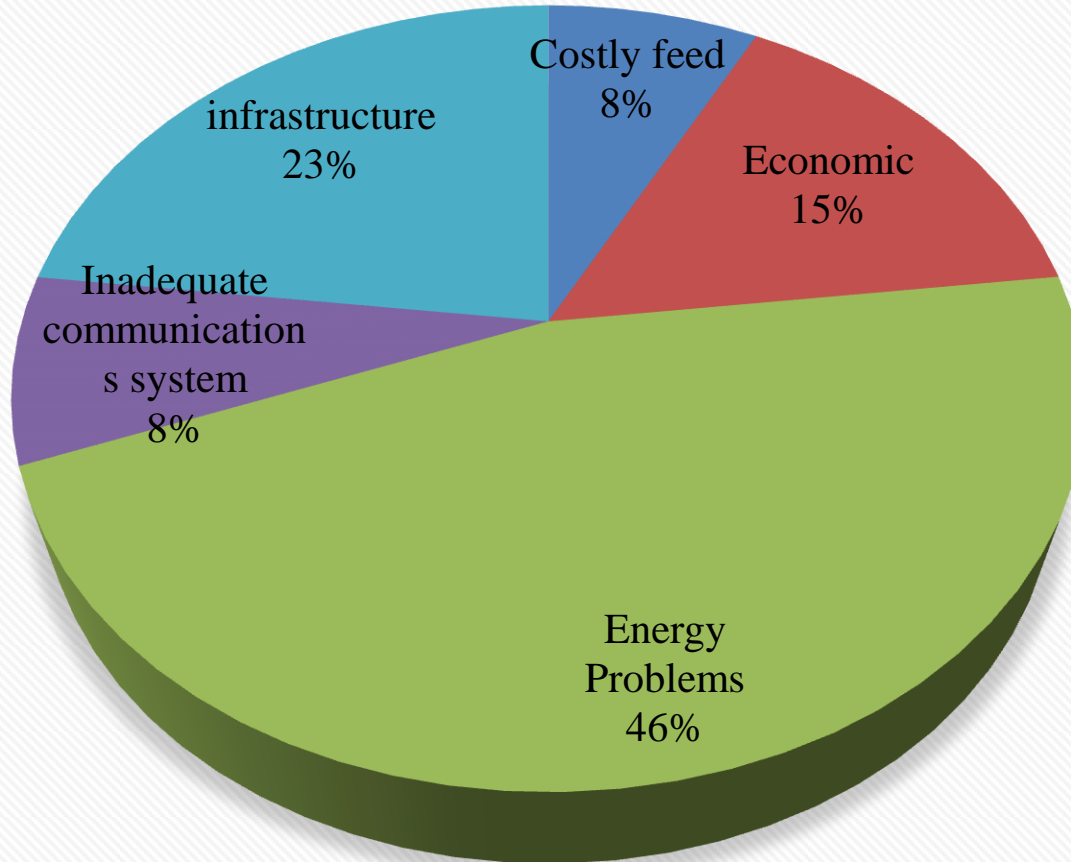


Problems of Industry



Informal Economy

Suggestions of Solve Industrial Problems



Conclusion

- Raipura Upazila is already entered in “Demographic Bonus” window as the percentage of working people is high and will increase in the near future. So, there is immense need to build new industries.
- Most of the economic units of this area are in private ownership. And one of the major economic success of this area is the local markets are enabled to meet the need of the local economic units of this area.
- The government could take necessary steps by shifting the informal sectors into formal sectors, and thus the informal sectors could be one of the major sources of government’s revenue.

Thanks for your kind attention.